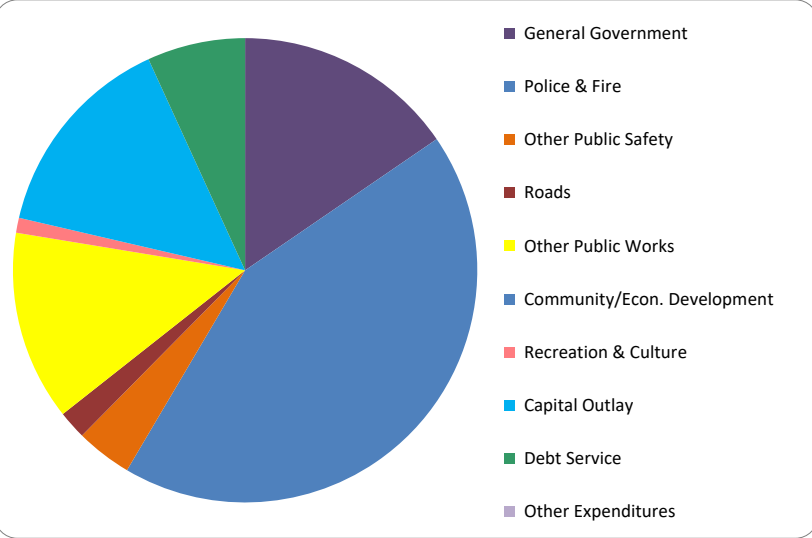


CITIZEN'S GUIDE TO LOCAL UNIT FINANCES - Township of Clay (741060)

EXPENDITURES

1. Where we spend our money (all governmental funds)

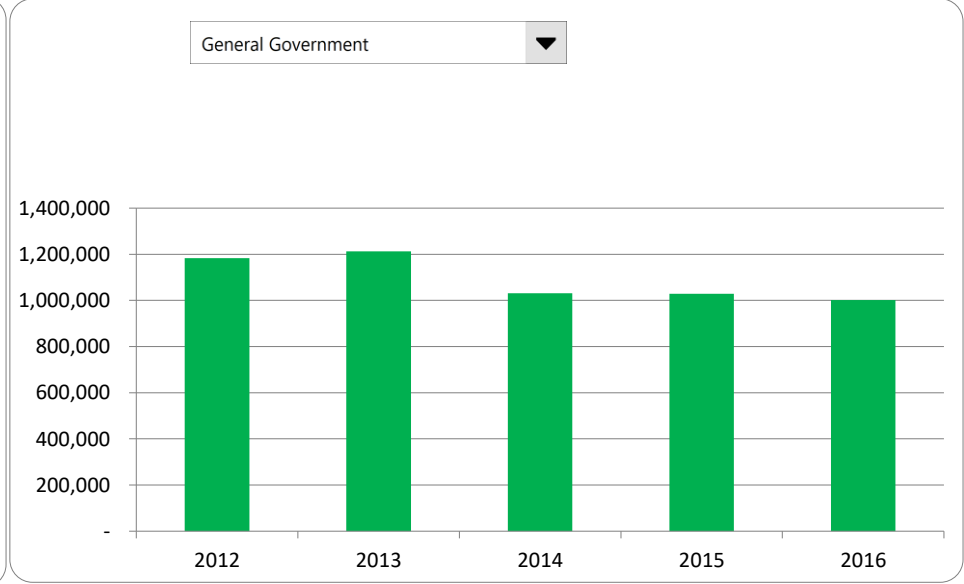
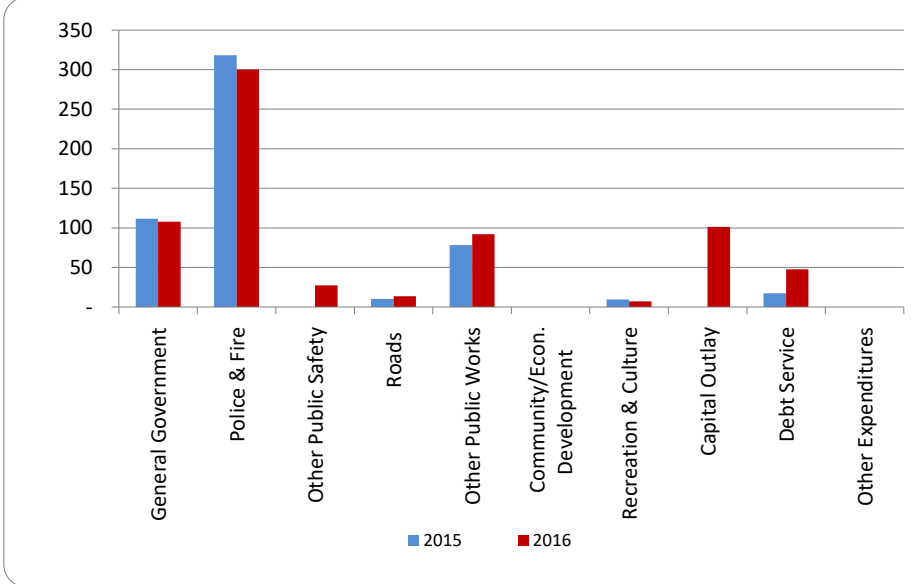
2. Compared to the prior year



| | <u>2015</u> | <u>2016</u> | <u>% change</u> |
|-----------------------------|---------------------|---------------------|-----------------|
| General Government | \$ 1,028,586 | \$ 1,001,256 | -2.66% |
| Police & Fire | 2,930,837 | 2,790,510 | -4.79% |
| Other Public Safety | - | 253,043 | N/A |
| Roads | 93,103 | 127,866 | 37.34% |
| Other Public Works | 721,233 | 856,980 | 18.82% |
| Health & Welfare | - | - | N/A |
| Community/Econ. Development | - | - | N/A |
| Recreation & Culture | 87,719 | 67,417 | -23.14% |
| Capital Outlay | - | 942,385 | N/A |
| Debt Service | 158,612 | 442,720 | 179.12% |
| Other Expenditures | - | - | N/A |
| Total Expenditures | \$ 5,020,090 | \$ 6,482,177 | 29.12% |

3. Spending per capita - compared to the prior year

4. Historical trends of individual departments:



Commentary:

For more information on our unit's finances, contact Kristi Hiltunen at 810-794-9303.