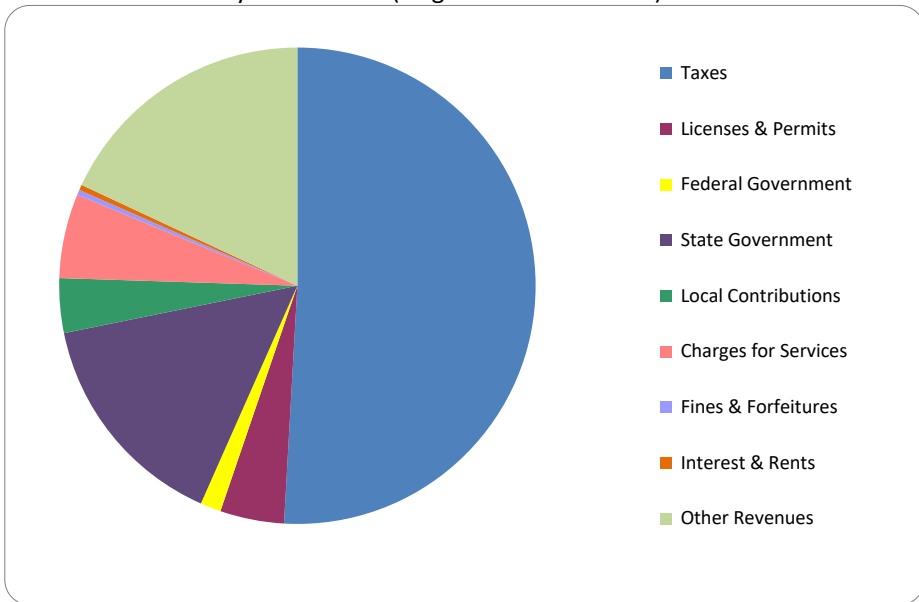


**CITIZEN'S GUIDE TO LOCAL UNIT FINANCES - Township of Clay (74-1060)**

**REVENUES**

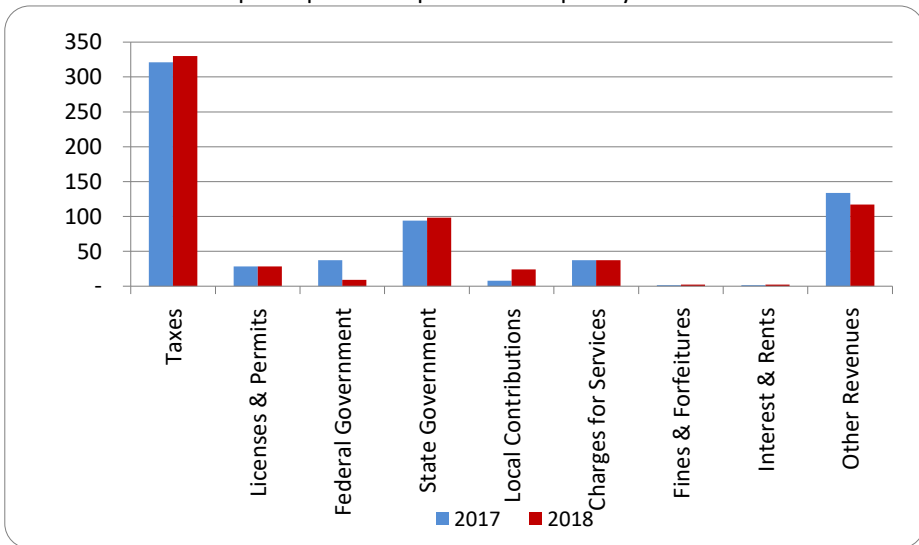
**1. Where our money comes from (all governmental funds)**



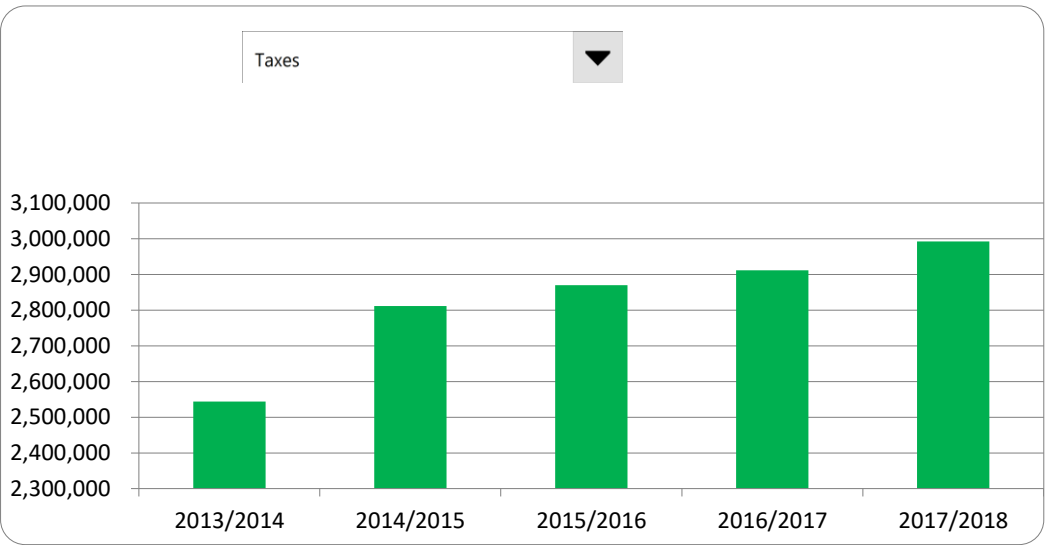
**2. Compared to the prior year**

	<u>2016/2017</u>	<u>2017/2018</u>	<u>% change</u>
Taxes	\$ 2,911,277	\$ 2,992,513	2.79%
Licenses & Permits	255,416	255,411	0.00%
Federal Government	339,008	82,340	-75.71%
State Government	854,490	891,795	4.37%
Local Contributions	72,576	217,952	200.31%
Charges for Services	338,588	336,596	-0.59%
Fines & Forfeitures	14,294	20,295	41.98%
Interest & Rents	13,010	21,994	69.05%
Other Revenues	1,212,585	1,060,889	-12.51%
<b>Total Revenues</b>	<b>\$ 6,011,244</b>	<b>\$ 5,879,785</b>	<b>-2.19%</b>

**3. Revenue sources per capita - compared to the prior year**



**4. Historical trends of individual sources**



**Commentary:**

For more information on our unit's finances, contact Kristi Hiltunen at 810-794-9303.