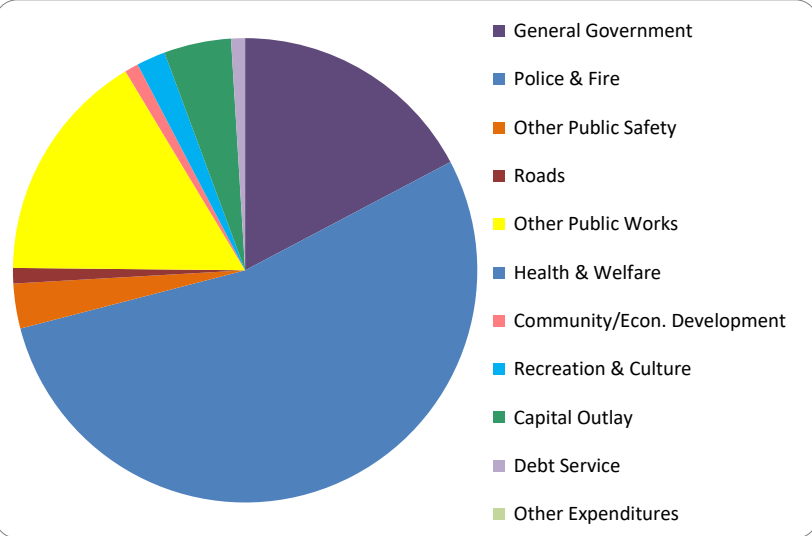


**CITIZEN'S GUIDE TO LOCAL UNIT FINANCES - Township of Clay (74-1060)**

**EXPENDITURES**

**1. Where we spend our money (all governmental funds)**

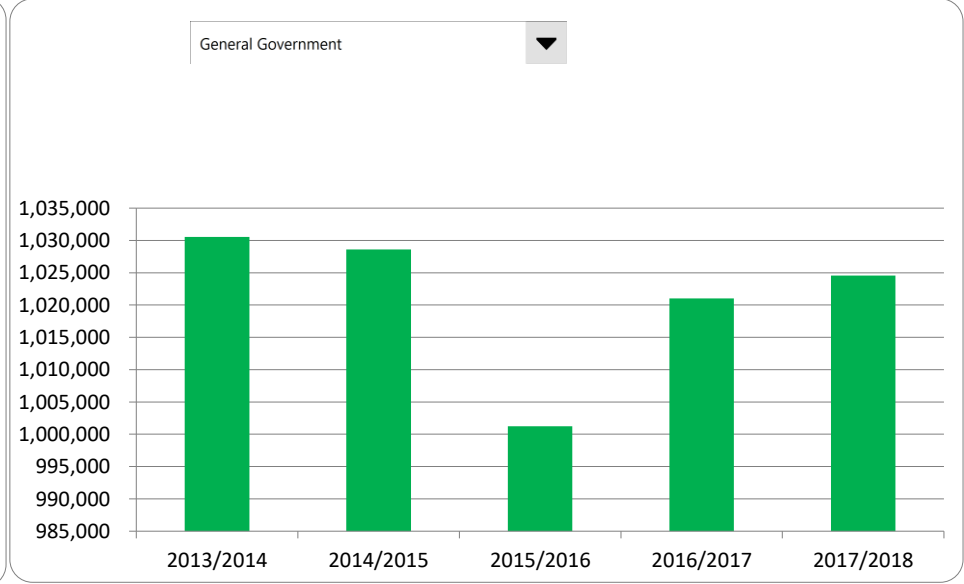
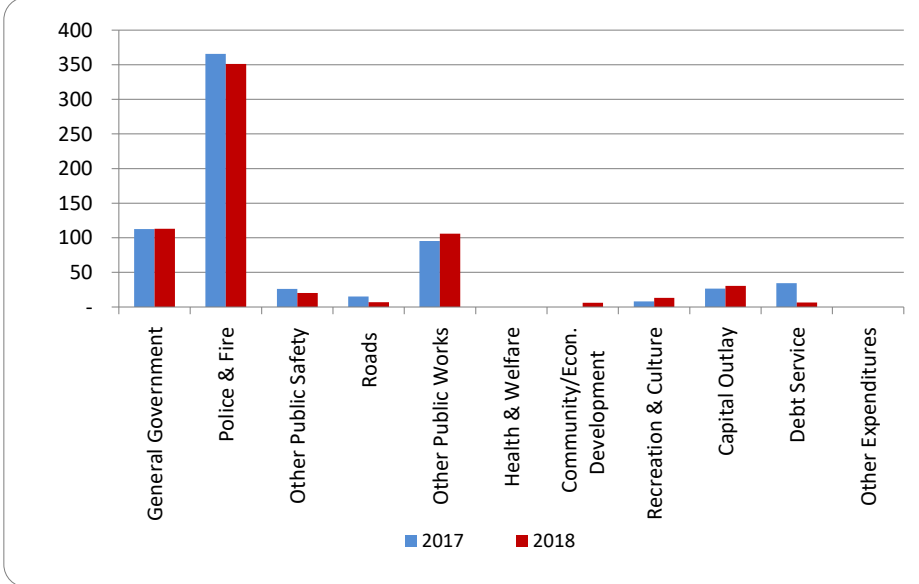
**2. Compared to the prior year**



	2016/2017	2017/2018	% change
General Government	\$ 1,021,027	\$ 1,024,567	0.35%
Police & Fire	3,313,683	3,184,220	-3.91%
Other Public Safety	238,345	185,386	-22.22%
Roads	137,983	63,824	-53.75%
Other Public Works	863,922	961,690	11.32%
Health & Welfare	-	-	N/A
Community/Econ. Development	-	56,894	N/A
Recreation & Culture	72,607	119,476	64.55%
Capital Outlay	239,224	277,358	15.94%
Debt Service	313,628	57,550	-81.65%
Other Expenditures	-	-	N/A
<b>Total Expenditures</b>	<b>\$ 6,200,419</b>	<b>\$ 5,930,965</b>	<b>-4.35%</b>

**3. Spending per capita - compared to the prior year**

**4. Historical trends of individual departments:**



Commentary:

For more information on our unit's finances, contact Kristi Hiltunen at 810-794-9303.