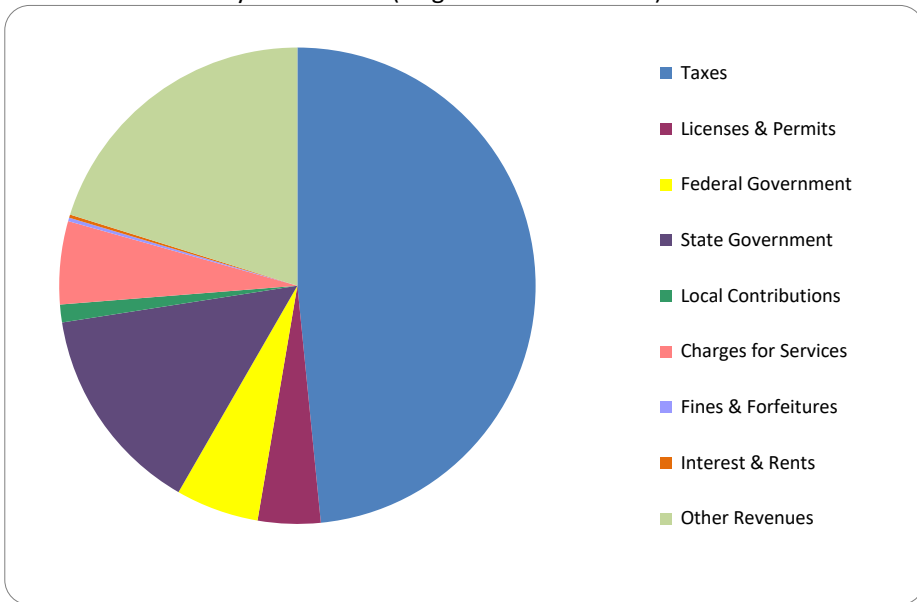


CITIZEN'S GUIDE TO LOCAL UNIT FINANCES - Township of Clay (74-1060)

REVENUES

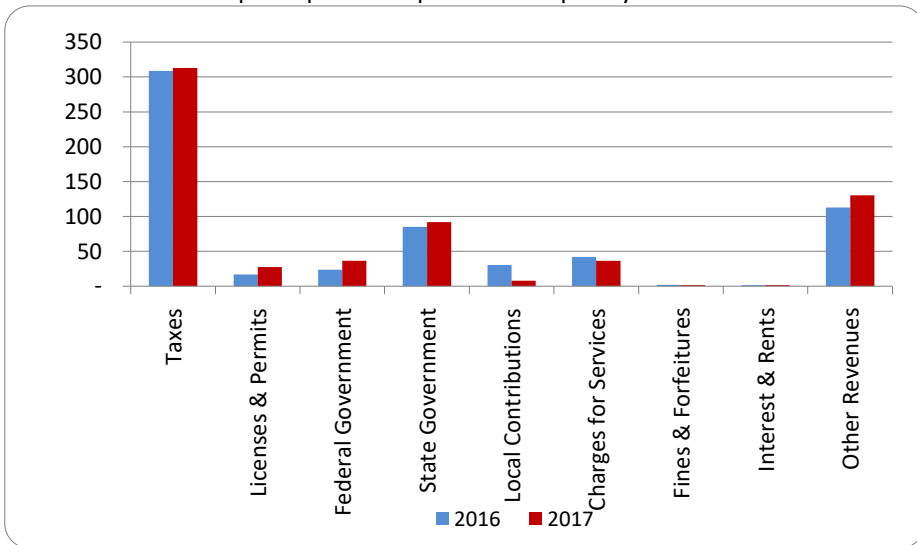
1. Where our money comes from (all governmental funds)



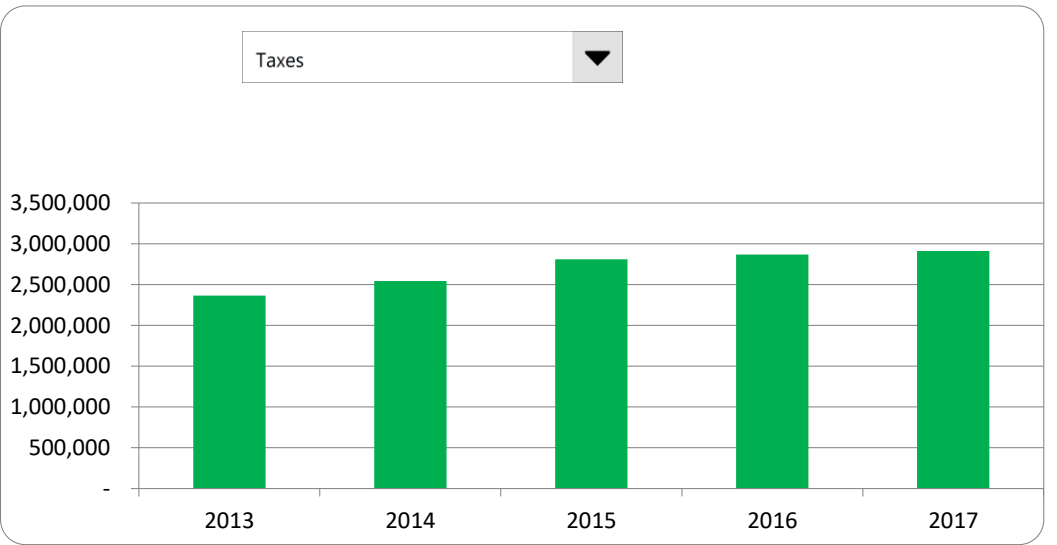
2. Compared to the prior year

	<u>2016</u>	<u>2017</u>	<u>% change</u>
Taxes	\$ 2,869,425	\$ 2,911,277	1.46%
Licenses & Permits	155,958	255,416	63.77%
Federal Government	218,062	339,008	55.46%
State Government	791,498	854,490	7.96%
Local Contributions	284,409	72,576	-74.48%
Charges for Services	389,049	338,588	-12.97%
Fines & Forfeitures	15,469	14,294	-7.60%
Interest & Rents	11,826	13,010	10.01%
Other Revenues	1,049,527	1,212,585	15.54%
Total Revenues	\$ 5,785,223	\$ 6,011,244	3.91%

3. Revenue sources per capita - compared to the prior year



4. Historical trends of individual sources



Commentary:

For more information on our unit's finances, contact Kristi Hiltunen at 810-794-9303.