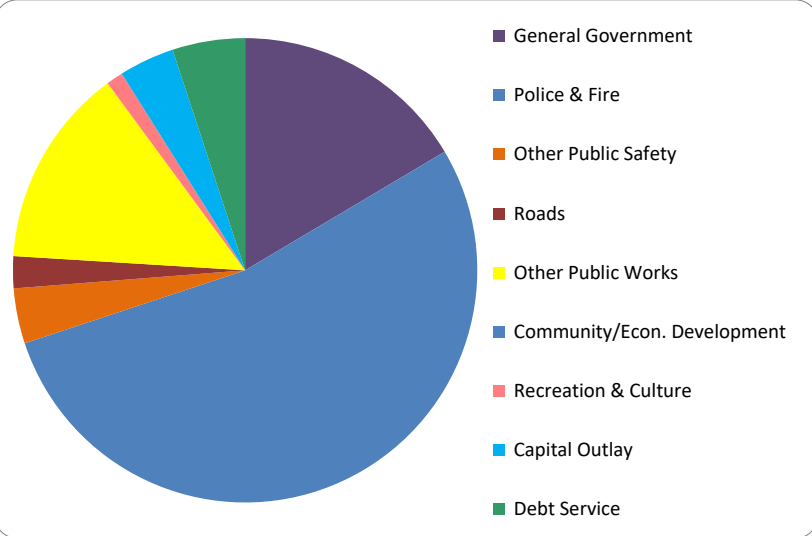


CITIZEN'S GUIDE TO LOCAL UNIT FINANCES - Township of Clay (74-1060)

EXPENDITURES

1. Where we spend our money (all governmental funds)

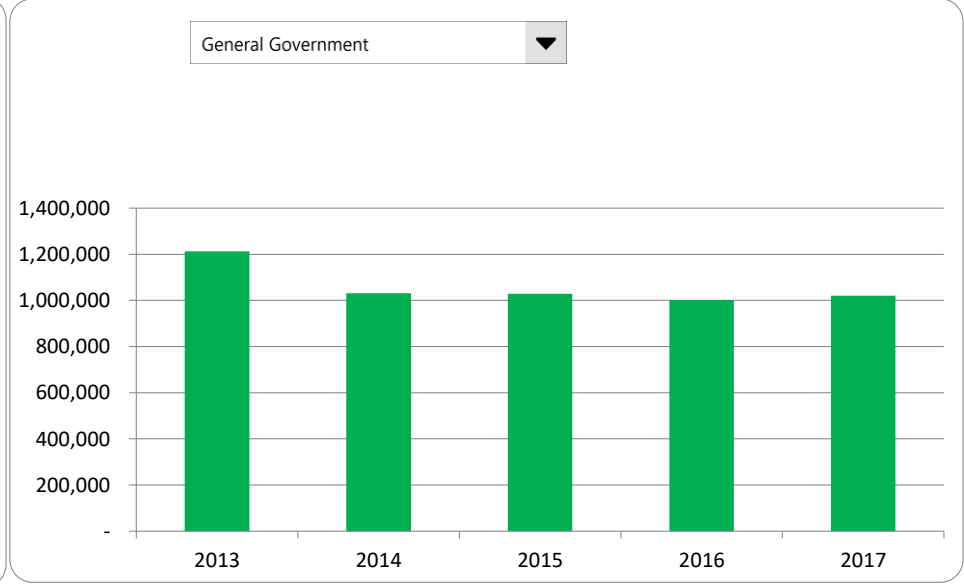
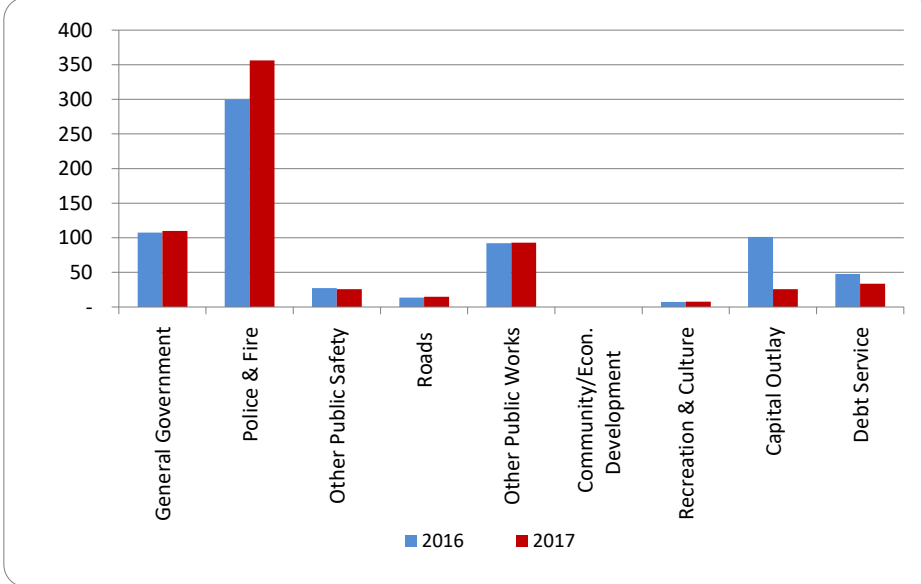
2. Compared to the prior year



	2016	2017	% change
General Government	\$ 1,001,256	\$ 1,021,027	1.97%
Police & Fire	2,790,510	3,313,683	18.75%
Other Public Safety	253,043	238,345	-5.81%
Roads	127,866	137,983	7.91%
Other Public Works	856,980	863,922	0.81%
Health & Welfare	-	-	N/A
Community/Econ. Development	-	-	N/A
Recreation & Culture	67,417	72,607	7.70%
Capital Outlay	942,385	239,224	-74.62%
Debt Service	442,720	313,628	-29.16%
Other Expenditures	-	-	N/A
Total Expenditures	\$ 6,482,177	\$ 6,200,419	-4.35%

3. Spending per capita - compared to the prior year

4. Historical trends of individual departments:



Commentary:

For more information on our unit's finances, contact Kristi Hiltunen at 810-794-9303.